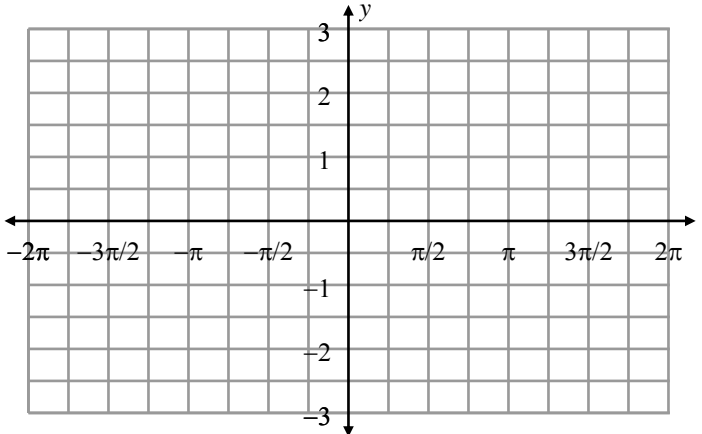
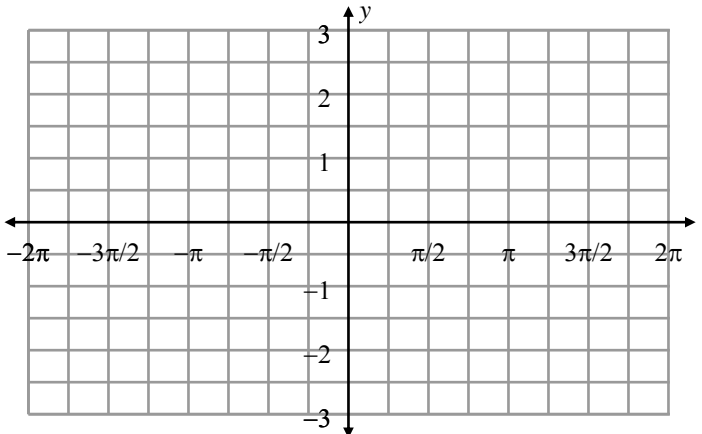
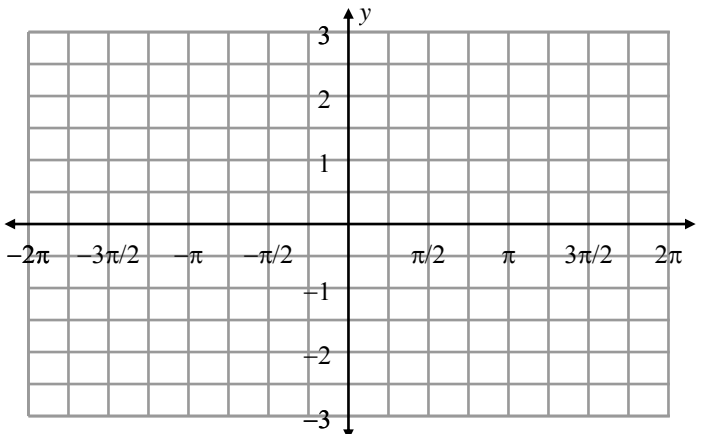
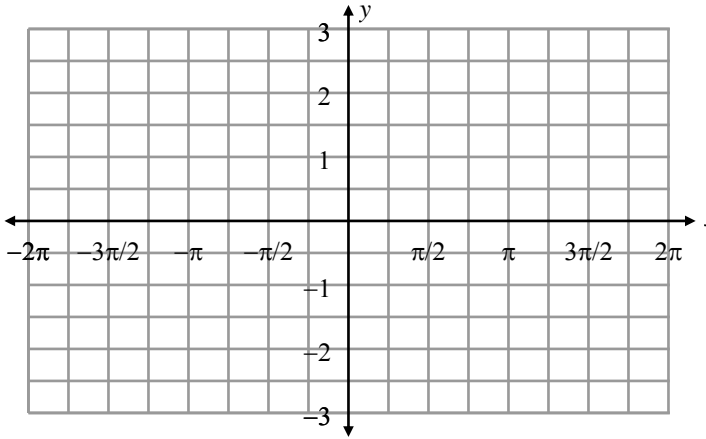
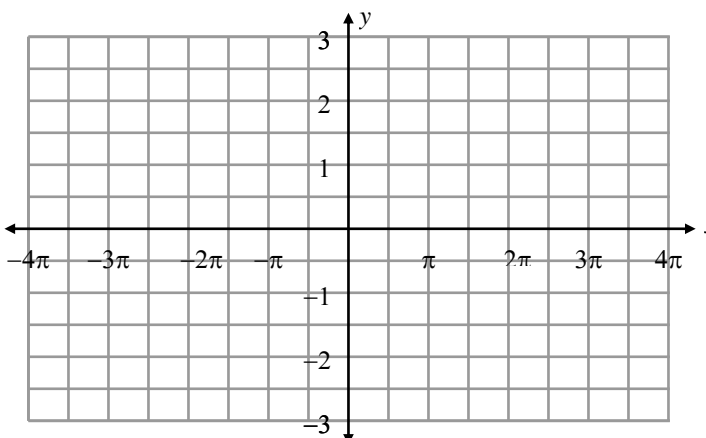
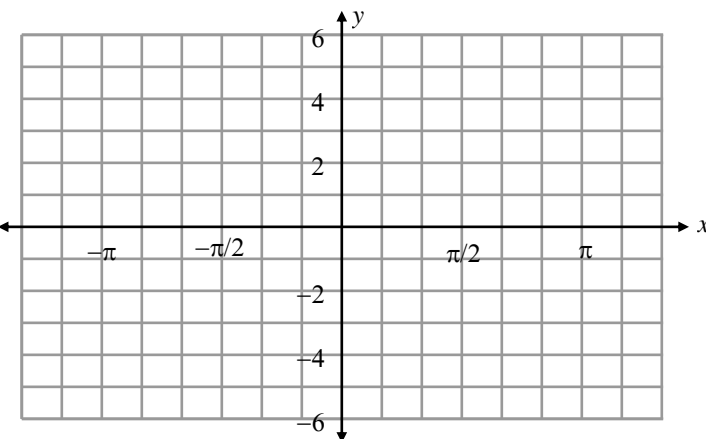


4.4 Graphing Sinusoidal Functions (Target 5C)

Equation	Key Features	Graph
$y = 2\sin(x - \pi)$	Amplitude: _____ Period: _____ Phase Shift: _____ Vertical Shift: _____ Domain: _____ Range: _____	
$y = 2\cos\left(x - \frac{\pi}{2}\right)$	Amplitude: _____ Period: _____ Phase Shift: _____ Vertical Shift: _____ Domain: _____ Range: _____	
$y = -2\sin(x)$	Amplitude: _____ Period: _____ Phase Shift: _____ Vertical Shift: _____ Domain: _____ Range: _____	

Equation	Key Features	Graph
$y = \sin(2x + \pi) + 1$	Amplitude: _____ Period: _____ Phase Shift: _____ Vertical Shift: _____ Domain: _____ Range: _____	

$y = \cos\left(\frac{x}{2}\right) - 1$	Amplitude: _____ Period: _____ Phase Shift: _____ Vertical Shift: _____ Domain: _____ Range: _____	
--	---	---

$y = 2\sin(3x - \pi) + 4$	Amplitude: _____ Period: _____ Phase Shift: _____ Vertical Shift: _____ Domain: _____ Range: _____	
---------------------------	---	--